

MOVADO WATCH COMPANY SA

Bettlachstrasse 8, CH 2540 Grenchen, Switzerland
Tel: +41 32 329 36 00 • Fax: +41 32 329 36 01

MGI LUXURY GROUP SA

35, rue de Nidau, CH 2501 Bienne, Switzerland
Tel: +41 32 329 37 00 • Fax: +41 32 329 36 01

MOVADO WATCH COMPANY

650 From Road, Suite 375, Paramus, NJ 07652-3556 USA
Tel: +201 267 8000 • Fax: +201 267 8114

MOVADO GROUP OF CANADA, INC.

80 Tiverton Court, Suite 602, Markham,
Ontario L3R 0G4
Tel: +905 415 0536 • Fax: +905 415 1899

MGI LUXURY ASIA PACIFIC LTD.

29th Floor, Citicorp Centre, 18 Whitfield Road,
North Point, Hong Kong
Tel: + 852 2736 0820 • Fax: + 852 2736 1362

SWISSAM PTE LTD.

230 Orchard Road, No. 05-234, Faber House,
Singapore 238854
Tel: +65 6734 3833 • Fax: +65 6734 9796

EIKO WATCH COMPANY, LTD.

19-17 4-Chome Taito,
Taito-Ku, Tokyo 110-0016, Japan
Tel: +81 3 3839 3307 • Fax: +81 3 3831 5589

MOVADO

© 2009 Movado Group, Inc.

Internet: <http://www.movado.com>
e-mail: info@movado.ch



SKU # 560048013
Printed in USA. 5/09

operating instructions,
warranty & service guide

TABLE OF CONTENTS

About Movado	4
Care and Maintenance	5
Operating Instructions	8
Standard 2-Hand Models	8
Quartz & Automatic	8
Chronograph Models	9
Quartz	9
Automatic	14
Obtaining Service	18
Warranty	20
Authorized Service Centers	22

MOVADO

Since its founding in 1881, Movado has earned more than 100 patents and 200 international awards for artistry and innovation in watch design. It is the hallmark of some of the most famous timepieces ever created — notably, the Movado Museum® Watch.

Designed in 1947 by artist Nathan George Horwitt, the watch dial defined by a single dot at 12, symbolizing the sun at high noon, has been acclaimed for purity of design unrivaled in the history of time-keeping. Renowned today as the Movado Museum Watch, this legendary dial is an icon of Modern Design. Classic. Relevant. Timeless.

Every Movado watch is distinguished by a legacy of innovation and dedication to the future of time. Congratulations on your purchase.

CARE AND MAINTENANCE

Your Movado watch requires periodic maintenance to ensure optimal performance. Maintenance includes complete disassembly, cleaning, reassembly and lubrication of the movement.

A maintenance interval of between 3 and 5 years is recommended, and is in addition to required battery replacement on quartz models.

Never open the watch yourself. If your watch needs repair or adjustment, take or mail it directly to a Movado Authorized Service Center.

NOTE: The Movado Watch Company assumes responsibility only for service performed at its Authorized Service Centers. For a complete worldwide listing, see the end of this booklet, or visit us online at www.movado.com.

Shock

All Movado watches have shock-resistant movements, individually tested to meet international standards.

Dust

Dust can enter a watch if the case, crystal or crown is not intact. A small particle is enough to stop the movement. Have your watch repaired promptly if the crystal becomes loose, chipped or cracked, or if there is damage to the case or crown.

Magnetism

The exposure of a timepiece to strong magnetic fields will affect its time-keeping, and may cause it to stop. A quartz watch should resume working with its original accuracy when removed from the magnetic field; a mechanical timepiece may require demagnetization before it will operate again.

Water Resistance

All Movado watches are tested to meet international standards for water resistance.

To maintain water resistance, periodic maintenance is required. The gaskets and crown which seal the case are subject to wear and deterioration under normal use. These parts should be inspected and replaced as needed each time the watch is opened for service, including battery changes.

CAUTION: The Movado Watch Company will not be responsible for any damage caused by or related to leakage originating from improper handling or damage to the case, crown, gaskets or crystal.

IMPORTANT: Do not operate the chronograph push-buttons on a chronograph model while the timepiece is under water.

Battery Information

A Movado quartz timepiece has a 1.55 Volt silver-oxide battery. It is specially designed for watches and will last approximately 18 to 60 months, depending on the model. (With a chronograph, continuous running of the chronograph mechanism will shorten battery life.)

It is important to use only the replacement battery recommended by Movado.

Most Movado quartz watches will simply stop when its battery life has been exhausted. However, some models have a battery end-of-life feature: When the battery is nearing the end of its life, the watch's seconds hand will start to move haltingly, advancing only once every 4 seconds, in 4-second increments. This change signals that it is time to have the battery replaced. Take or send your watch to a Movado Authorized Service Center. Do not attempt to change the battery yourself.

OPERATING INSTRUCTIONS

Standard 2-Hand Models Quartz and Automatic




Figure A

To set the time: (See Figure A)

1. Pull crown gently out to position 2.
2. Turn crown clockwise to set hands to desired time.
3. Push crown back in to position 1.

To manually wind an automatic movement:

The motion of your arm during normal daily activities should be sufficient to keep the movement of your Movado automatic timepiece wound.

However, if you have not worn your watch for more than 40 hours and the watch has stopped, you will need to wind it by hand before setting the time:

1. With the crown in position 1, flush against the case, turn the crown clockwise approximately 20 revolutions.
2. Reset time following instructions above.

Chronograph Models

A chronograph combines two time-keeping functions. It incorporates a “stopwatch” device to measure intervals of time, independent of the time of day.

All Movado Swiss chronographs are water resistant to a minimum of 3 ATM.

Quartz Chronographs

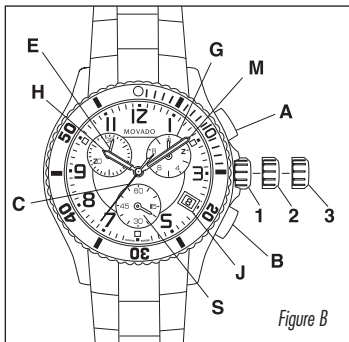


Figure B

To set the time: (See Figure B)

- H** hour hand
- M** minute hand
- C** chronograph seconds hand
- E** chronograph minutes counter
- G** chronograph tenths-of-a-second counter
- S** small seconds hand
- J** date display
- A** pusher (start/stop)
- B** pusher (reset)

To adjust the time: (See Figure B)

1. As soon as the small seconds hand **S** in the subdial at 6 o'clock reaches the <<60>> position, pull crown out to position 2. The watch will stop.
2. Turn crown in either direction to move hands and set the time — check that the date changes at midnight, not at noon.
3. Move the hands slightly ahead of the exact time, then slowly turn the crown counterclockwise to align the minute hand **M** with the correct minute marker.
4. Take an accurate time signal (from a radio news station, for example). When the audible tone signals the exact time, push crown back in to position 1. The watch will restart.

To correct time zone and date:

(See Figure B)

IMPORTANT: Do not change the date between 10:00 PM and 2:00 AM when automatic calendar changes are in progress. Doing so could damage the movement.

These adjustments will not stop the watch and do not affect the time indicated by the minute and seconds hands.

1. Pull crown out to position 2.
2. Turn crown in either direction to move hour hand **H** one or several hours ahead or back, or to change the time after crossing into another zone.
3. To change the date **J**, advance the hour hand **H** by two complete revolutions, so that the date will change at midnight, not noon.
4. Once the adjustments have been made, return the crown to position 1 immediately.

Chronograph functions: (See Figure B)

- Use buttons **A** and **B** to operate the chronograph. Pressing button **A** the first time will start the chronograph.
- While the chronograph is running, once chronograph second hand **C** has completed one turn, minute-counter hand **E** will jump ahead one minute. Tenths-of-a-second hand **G** does not move when the chronograph is running.
- Pressing button **A** a second time will stop the chronograph and move hand **G** to the relevant tenth-of-a-second mark.
- Pressing button **B** will reset hands **G**, **E** and **C** to zero.

IMPORTANT: Crown must be in position 1, and hands must be at zero before the chronograph is started. If necessary, press button **B** to reset to zero. Do not use chronograph while crown is pulled out to position 2 or 3.

IMPORTANT: Do not operate chronograph buttons **A** and **B** while the timepiece is under water.

NOTE: Adjusting the time does not stop the chronograph, but it does block buttons **A** and **B** for as long as the stem of crown is pulled out.

Simple chronograph functions:

(See Figure B)

1. Press button **A** to start chronograph.
2. Press button **A** a second time to stop chronograph.
3. Press button **B** to reset chronograph to zero.

Split-time functions: *(See Figure B)*

You can take intermediate time readings as a race progresses:

1. Press button **A** to start chronograph.
2. Press button **B** to momentarily stop chronograph.
3. Read off the intermediate time.
4. Press button **B** to resume chronograph function.
Hands will catch up with the ongoing event.
5. To read a second split time, press button **B** again.

Repeat steps 2 through 4 to take any additional split times.

6. Press button **A** to stop chronograph.
7. Take a reading of the final time.
8. Press button **B** to reset chronograph to zero.

First place and runner-up results:

(See Figure B)

Movado chronographs also allow you to measure both a winning time and runner-up results:

1. Press button **A** to start chronograph.
2. As soon as the winner crosses finish line, press button **B**. The chronograph will stop.
3. When the second runner crosses finish line, press button **A**.
4. Note the time for the winner as shown on the dial.
5. Then press button **B**; the hands will move up to indicate the time for the runner-up.
6. Press button **B** again to return all hands to zero.

Synchronization of chronograph hands:

After changing the battery, or in the event of an error, the chronograph hands can be realigned to zero if needed:

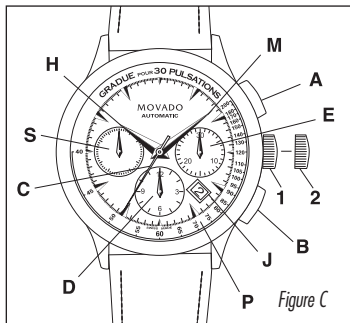
Crown position 2:

- Adjust minute-counter hand **E** using button **B**.

Crown position 3:

- Adjust chronograph seconds hand **C** using button **A**.
- Adjust tenths-of-a-second counter hand **G** using button **B**.
- To advance hands rapidly, press push buttons and hold longer than one second.

Automatic Chronographs



- H** hour hand
- M** minute hand
- C** chronograph seconds hand
- E** chronograph 30-minute counter
- D** chronograph 12-hour counter
- S** small seconds hand
- J** date display
- P** 30 pulsations graduation
- A** pusher (start/stop)
- B** pusher (reset)

Movado automatic chronograph movements have a 46-hour power reserve. The motion of your arm during normal daily activities should be sufficient to keep your Movado automatic timepiece wound. However, if you have not worn your watch for more than 46 hours and the watch has stopped, you will need to wind it by hand before setting the time or operating the chronograph functions:

1. With the crown in position 1, flush against the

case, turn the crown clockwise approximately 20 revolutions.

2. Reset time following instructions below.

To set the time:

1. Pull crown out to position 2. Watch stops.
2. Turn crown in either direction to move hands to desired time — check that the date changes at midnight, not at noon.
3. Push crown back in to position 1. The watch will restart.

To adjust the date rapidly:

1. Pull crown out to position 2. Watch stops.
2. Turn crown to move hands back and forth between the hours of 10:00 PM (20H) and midnight (24H); each time the hands hit midnight, the date will advance by one.
3. When correct date is displayed in window J, push crown back in to position 1. The watch will restart.

Chronograph functions: (See Figure C)

- Use buttons **A** and **B** to operate the chronograph. Pressing button **A** the first time will start the chronograph.
- While the chronograph is running, the three chronograph counter hands will sweep continuously, indicating the number of currently elapsed seconds (hand **C**), minutes up to 30 (hand **E**), and hours up to 12 (hand **D**).
- Pressing button **A** a second time will stop the chronograph.
- Pressing button **B** will reset hands **C**, **E** and **D** to zero.

NOTE: Hand **S** is the seconds hand for standard

time-keeping. It is not part of the chronograph function, and therefore will run continuously while the crown is in position 1.

IMPORTANT: The crown must be in position 1, and hands must be at zero before the chronograph is started. If necessary, press button **B** to reset to zero. Do not use chronograph while crown is pulled out to position 1.

IMPORTANT: Do not operate chronograph buttons **A** and **B** while timepiece is under water.

Simple chronograph functions:

(See Figure C)

1. Press button **A** to start chronograph.
2. Press button **A** a second time to stop chronograph.
3. Press button **B** to reset chronograph to zero.

Accumulated time functions: (See Figure C)

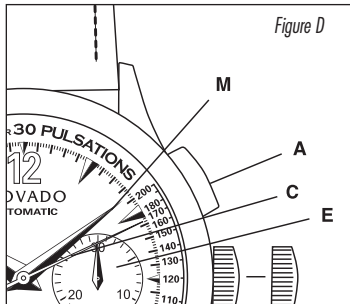
To measure the combined time of a series of shorter events, for example the actual playing time of a football game, where play is repeatedly interrupted:

1. Press button **A** to start chronograph.
2. Press button **A** a second time to stop chronograph.
3. Press button **A** again to resume measurement.
4. Press button **A** a fourth time to stop chronograph again.

NOTE: Each time you stop chronograph, chronograph hands will indicate total accumulated time.

5. Repeat steps 1 and 2 to add each additional interval of time.

6. After you have taken your final accumulated time reading, press button **B** to reset chronograph hands to zero.



To measure your heart rate:

Your Movado automatic chronograph also features an inner bezel ring calibrated to measure your heart rate, using the chronograph seconds hand **C**:

1. If necessary, press button **B** to reset chronograph to zero.
2. Find your pulse.
3. Press button **A**, count off 30 heart beats, then immediately press button **A** a second time.
4. Your heart rate (beats per minute) is the number indicated by chronograph seconds hand **C** on the graduated inner bezel ring. For example, 9 seconds = 200 beats/minute, and 45 seconds = 40 beats/minute.
5. Press button **B** to reset all chronograph hands to zero.

OBTAINING SERVICE

Should your Movado watch require service or repair, you may take or send it to any Movado Authorized Service Center listed at the end of this booklet. For the most current and complete list of Movado Authorized Service Centers worldwide, visit us online at www.movado.com.

To obtain service under the Movado Warranty, you will be required to present a valid warranty card. See “Movado Warranty” section for details.

Packing and mailing instructions:

1. Include a letter with specific information about the problem with your watch. List all the items you would like to have serviced or repaired. Be sure to include your address and phone number.
2. Wrap your watch well with packing material for protection against shock. Use a sturdy box securely fastened with tape: Do not use your watch's original gift box for shipping.
3. Ship via registered mail. We recommend that you insure your watch for its full replacement value.

LIMITED WARRANTY INFORMATION

Congratulations on your purchase. Movado watches are not only beautiful in design, they are crafted to meet exacting standards of Swiss watch precision and performance. Made by highly skilled craftsmen and comprising only the highest quality materials and components, your watch left our factory in perfect running condition after undergoing stringent quality testing. We proudly stand behind each fine Movado timepiece we sell.

Movado Warranty

Movado will, within **two (2) years** from date of purchase, repair or replace (at Movado's option) the movement of your Movado watch free of charge if such movement proves to be defective in material or workmanship under normal use.

The finish on Movado galvanic gold-plated, ion-plated and PVD-finished watches will be warranted for a period of **five (5) years** against flaking and peeling only; scratching/erosion due to normal wear and tear is not covered. The case and/or bracelet will be refinished or replaced (at Movado's option) should such finish prove to be defective in material or workmanship.

This warranty does not cover batteries, leather straps, or crystals, nor does it cover damage arising from normal wear, scratches, accidents or misuse, or from any alteration, service or repair performed by any party other than Movado Watch Company or one of its Authorized Service Centers.

This warranty is void if the timepiece was not purchased from an Authorized Movado Dealer, as evidenced by a valid warranty card or proof of purchase. To be valid (for watches purchased from any authorized dealer in North America), the warranty card must be embossed with the name of the Authorized Movado Dealer, as well as dated and signed by that dealer. To be valid (for watches purchased from any authorized dealer outside North America), the warranty card must be duly completed, dated and stamped by the authorized Movado Jeweler.

This warranty gives you specific legal rights. You may also have additional legal rights under applicable law which may vary from State to State and Country to Country, and which are not affected by the terms of this warranty.

Please address any Movado Warranty claim to one of the Movado Authorized Service Centers listed at the end of this book. For the most current and complete list of centers, visit us online at www.movado.com

MOVADO AUTHORIZED SERVICE CENTERS WORLDWIDE LISTING

ALBANIA

Verde Watch & Jewels
Galeria "ETC", 4 Floor
Bul. Bojram Curi, Tirana
Tel./Fax: +355 4 2267 815

ANDORRA

Brillandor
Avda Meritxell 106
Andorra La Vella
Tel: +376 82 26 25

ARGENTINA

S.H.H.S
Service pour la Haute Horlogerie
Suisse
Tucuman 622, Piso 9
1047 Buenos Aires
Argentina
Tel: 0054 114 322 1038

AUSTRALIA

Swiss Watch
Service Center Pty Ltd.
343 Little Collins Street 5/F
Melbourne, Victoria 3000
Tel: +61 396 703 884

Max Schweizer
Suite 313, Level 3
375 George Street
Sydney NSW 2000
Tel: +61 292 901 469

AUSTRIA

Zeit-Atelier
Satzgasse 29
7202 Bad Sauerbrunn
Tel: +43 262 532 168

AZERBAIJAN

VMF
Ans Dongo 1128, KV 504
370073 Baku
Tel: +994 12 493 2158
+994 12 493 4750

BAHRAIN

Taqi's Jewellery
P.O.Box 5030
Manama
Tel: +973 17 53 55 44

BELARUS

Jana Watch Co. Ltd
34, K. Marks Street
220030 Minsk
Tel: +375 172 275 166

BELGIUM

Recur
Braamsterstraat 38
8000 Brugge
Tel: +32 50 34 30 67

BRAZIL

Vivara
SAC 0800 77 44 999
www.vivara.com.br

BULGARIA

Mega Trade Ltd.
31, Alabin Str.
1000 Sofia
Tel: +359 298 64 568

CANADA

Movado Group
of Canada Inc.
80 Tiverton Court,
Suite 601
L3R 0G4 Markham-Ontario
Tel: +1 905 752 60 60
Timeco Watch and Clock Repair
4459 Canada Way
Burnaby,
British Columbia
Canda V5G 1J1
Tel: +604 435 6383

CHILE

H. Briones Comercial SA
Av. Alonso de Córdoba 2467
Vitacura
Santiago
Chile
Tel: +52 2 953 5073

CHINA

Chengdu Time Network Services Ltd.
Room 1206, 61 Renmin Road East
Chengdu
610015 China
Tel: (028) 8671 3917
Fax: (028) 8672 1198

Guangzhou Time Network
Services Ltd.
Room 901-902, Guangzhou
Friendship Commercial Building
396 Huan Shi Dong Lu, Guangzhou
510095 China
Tel: (020) 8350 7128
Fax: (020) 8350 7138

Shanghai Time Network Services Ltd.
Room 11K,
Cross Region Plaza
NO.899 Ling Ling Road, Shanghai
200030 China
Tel: (021) 5425 8071
Fax: (021) 5425 8075

Shanghai Time Network Services Ltd.
(The Plaza 66 Shop)
Room B118
The Plaza 66, 1266 Nan Jing Road
West
Shanghai, 200040 China
Tel: (021) 6445 9955
Fax: (021) 6288 9153

Shanghai Time Network Services Ltd.
(Beijing Branch)
Room 1117, Office Tower 2,
Sun Dong An Plaza
138 Wang Fu Jing Da Jie
Beijing, 100006 China
Tel: (010) 6525 6373
Fax: (010) 6525 8075

Shenzhen Time Network
Services Ltd.
2018W, 2/F, Seibu
Zhongxin City Plaza
Shenzhen,
518030 China
Tel: (755) 2598 7378
Fax: (755) 2598 7389

COLOMBIA

Kevin's/Orafia S.A.
Carrera 11 No. 98-35
Bogota, Colombia
Tel: 571 610 0430
Fax: 571 618 4425

COSTA RICA

Wien Joyeria S.A.
P.O.Box 4430-1000
Avenida Central
San Jose
Tel: +1 506 283 60 79

CROATIA

P. Grupacija D.O.O.
Omladinska 4
HR 51000 Rijeka
Tel: +385 51 227 012

CYPRUS

H&S Swiss Watches Co. Ltd.
Kennedy Ave. 35
Nicocia 1075
Tel: +357 22 45 172

CZECH REPUBLIC

Klenoty Aurum s.r.o.
U Libenského pivovaru 10
180 00 Praha 8
Tel: +42 02 84 82 91 65

DENMARK

Hennning Staehr A/S
Grusbakken 14
2820 Gentofte
Tel: +45 45 26 91 00

ECUADOR

Almacenes Juan El Juri
Av. Carlos Julio Arsemena
Km. 2.5
Guayaquil, Ecuador
Tel: +593 4600 5220

EL SALVADOR

Swiss Sport Corporation
Via España, Plaza Regency 177,
Local 6
Ciudad, Panama
Tel: 507-214-9128
Fax: 507-214-8600

ESTONIA

Baltic Imports Ltd.
Liivalaia 33
10118 Tallinn
Tel: +372 6312 768

FINLAND

MP Gems
Kasarmkatu 38
00130 Helsinki
Tel: +35 89 666 585

FRANCE

S.A.R.L.Huguet Horlogerie
88, bis Rue N. Appert
44100 Nantes
Tel: +33 2 40 46 44 42

S.A.R.L.Huguet Horlogerie
18, Rue Perrée
75003 Paris
Tel: +33 1 42 74 50 27

GEORGIA

Georgadze Teona
Pervi Tukip V. Pchavela 5.23
380015 Tbilisi
Tel: +995 32 394 869

GERMANY

Time Company
Schulze-Delitzsch-Str. 29
75173 Pforzheim
Tel: +49 7231 2 11 75

GREAT BRITAIN

West Repairs
9 Hampton Close
Chartham, Kent
ME5 7RB
Tel: +44 1634 6605 55

GREECE

Michalis
Anagnostopoulos & Co
8, Hermou Street
10563 Athens
Tel: +30 210 322 09 52

GUATEMALA

Mario de los Santos
ABBY SA
Edificio Torre Prodera
Oficina 702/703
18 Calle 2585, Zona 10
Ciudad Guatemala
Guatemala
Tel: +502 2367 0257

Joyería y Relojería ABBY
C.C. Galerías La Prodera
18 Calle 25-85, Zona 10
2do. Nivel
Tel: 2367 3516

Joyería y Relojería ABBY
C.C. Prodera Concepción
Locales 256-257 2do. Nivel
Km. 15.5 Carretera a El Salvador
Finca Concepción
Santa Catarina Pinula
Tel: 66342613

HONG KONG

MGI Luxury Asia Pacific Ltd
29th Floor
Citicorp Center
18 Whitfield Road
North Point, HK
Tel: +852 2736 08 20

HUNGARY

Swiss Time KFT
Jász u. 83-87
1135 Budapest
Tel: +36 1330 51 49

ICELAND

Franch Michelsen
Master Watchmakers
Laugavegur 15
IS-101 Reykjavik
Tel: +354 511 19 00

INDIA

Sunglass Palace P Ltd
21 Green Avenue
Vasant Kunj
New Delhi-110070
Tel: +91 11 26123535

INDONESIA

PT. Citra Mulia
Jl. Jembatan Tiga Blok F,
Kav. 6-7
Jakarta 14440
Tel: +62 21 668 5452

ISRAEL

Roltime Ltd.
7, Imber Str. Kiryat Arie
49002 Petah-Tikva
Tel: +972 3 929 70 00

ITALY

Labortempo Srl
Via Dell'Unione 1
20122 Milano
Tel: +39 02 72 00 19 52

JAPAN

Eiko Watch Co. Ltd
4-19-17
Taito
Taito Ku
110-0016 Tokyo-Japan
Tel: +81 3 3839 3307
Fax: +81 3 3831 5589

JORDAN

Time Center Sers & Co
Nasouh Kayali
P.O.Box 630
11118 Amman
Tel: +962 6 568 26 66

KUWAIT

Behbehani Ali Morad
P.O.Box 146 Safat
13002 Safat
Tel: +965 484 4000
Tel: +965 571 9780

LEBANON

Georges Abdo ADEL ETS
Immeuble Sayegh
Rue Sursack
P.O.Box 11-1332
Beirut
Tel: +961 1512 512

LYBIA

Ben Saoud Stores
P.O.Box 6199
Alfateh Tower, Tripoli
Tel: +218 21 48 33 691

LITHUANIA

Pamario Baltai
Tiltu 4
91246 Klaipeda
Tel: 0464 111 56

MALAYSIA

Marco Corporation (M) Sdn.Berhad
No.2, 2nd Floor
Jalan Segambut
51200 Kuala Lumpur
Tel: +60 3 40 43 31 11

MALTA

Classic Group Ltd.
Republic Street
Valletta Vlt 04
Malta
Tel: +356 21 220 200

MAURITIUS

Mikado Ltd.
Cnr Bourbon & S.S.R Str
P.O. Box 359
Port-Louis
Tel: +230 208 8103

MEXICO

La Locura Suizo S.A. de C.V
Ejercito Nacional 499, Piso 1
Colonia Granada
Mexico, DF 11520
Tel: 52-55-5203-8706

Ultra Jewels S.A. de CV
Alza 66 Lote 88-91 Bodega 6
SMZA 310, Rancho Nazareth
Cancun 77560, Mexico
988-881-3450

Ultra Jewels SA de CV
Centro Comercial Plaza Caracol
Loc 64, 65 y 69, Zona Hotelera
Quintana Roo 77500
Mexico
525-327-1000

MOLDOVA

Godina International SRL
Moldova, Chisinau
Str. Vasile Alecsandri, 69
Tel: +373 22 21 30 59

MONTENEGRO

Tibor Pinter
YBC, Bulevar M. Pupina 10d
1121-11070 Novi Beograd
Serbia
Fax: +381 21 421 748

MYANMAR

Cortina Watch (Yangon) LTD
0103 Sakura Tower
339 Bogoyoke Aung San
Town Ship
Yangon

NETHERLANDS

Amsterdamse Diamant
Maatschappij B.V.
Hogehelweg 14
1101 CD Amsterdam Z-O
Tel: +31 20 691 55 01

P.D.A. After Sales Service B.
Pieter Liefhincweg
Postbox 93
1500 EB Zaandam 1500 HK
Tel: +31 75 670 01 40

NORWAY

Bjerke Image A/S
Mr. Christian Bjerke
Hoffsveien 65 A
0377 Oslo
Tel: +47 22 51 67 00

OMAN

Maathir, L.L.C.
P.O.Box 1097
Ruwi 112
Sultanate of Oman
Tel: +968 503 24 011-12

PAKISTAN

Paramount Enterprises (PVT) LTD
Off. No. 1, Dean
Arcade 1st floor
Kayaban-e-Jamii Road,
Block B
Clifton
75600 Karachi
Tel: +92 21 587 16 58

PANAMA

Swiss Sport Corporation
Via España,
Plaza Regency 177
Local 6
Ciudad, Panama
Tel: 507 214 9128
Fax: 507 214 8600

PARAGUAY

Tiempo de Relojes
Colon 846, Entre Humaltay
Asuncion, Paraguay
Tel: 595 212 85524
Fax: 595 212 95524

PERU

Centro Suizo Reloj.
Jr. Lampa n. 1278
Lima Peru
Tel: +51 1 428 36 73

PHILIPPINES

Watch Works
2nd Floor, Ali Mall
Araneta Center
Quezon City
Tel: +632 911 28 11

POLAND

Pieskiewicz
Ul. Ptasia
00-138 Warszawa
Tel: +48 22 652 14 30

QATAR

Al Muflih Jewellery
P.O.Box 875
Doha
Tel: +974 444 13 20

ROMANIA

Helvetansa
Calea Victoriei Nr. 88
Bucarest
Tel: +40 21 310 07 84

RUSSIA

Global Trade LLC
Dmitrovskow Shosse D
100 Str. 2, Office 41121
P/B 80
127 427 Moscow

SAUDI ARABIA

Kooheji Store
P.O.Box 57
31952 Al-Khobar
Tel: +996 38 95 46 89
Al Homaidhi Watches
Jew & Co
Al-Thumayri Street
P.O.Box 169
11411 Riyadh
Tel: +996 14 11 21 14

SERBIA

Tibor Pinter
YBC, Bulevar M. Pupina 10d
1121-11070 Novi Beograd

SINGAPORE

SwissAm PTE. LTD.
230 Orchard Road
#05-234 Faber House
238854 Singapore
Tel: +65 6 734 38 33

SLOVAK REPUBLIC

Montre S.R.O.
Drienova 34
82102 Bratislava
Tel: +421 243 631 301

SLOVENIA

Sten d.o.o.
Zalaska c. 165
1000 Ljubljana
Tel: +386 1 146 12 00

SOUTH AFRICA

S. Bacher & Company
17 Angus Crescent
Longmeadow East
Business Estate
Modderfontein
1645
South Africa

SOUTH KOREA

Woorim T&C Co., Ltd.
Gallery O'Clock A/S Center
5/F Seocho Building
1680-3 Seocho 4-Dong
Seocho-Gu, Seoul
Korea 137-882
Tel: 080-592-5432

SPAIN

Serimsa
Marques de Sentmenat 54-58,
3º 3a
8029 Barcelona
Tel: +34 93 363 36 08

SWEDEN

Rob.Engström Trading AB
Drottningatan 32
P.O.Box 16171
10324 Stockholm
Tel: +46 8 20 26 00

SWITZERLAND

MGI Luxury Group SA
After Sales Service
Rue de la Paix 101
2301 La Chaux-de-Fonds
Tel: +41 32 912 31 23

SYRIA

Dummar & Fatal
Mardam Beik Str.
P.O.Box 490
Damascus
Tel: +963 11 333 16 19

TAIWAN

Ren Yee & Co Ltd
15F, No 1
Fu Hsin N. Road
Taipei
Tel: 886 227 211 985

THAILAND

Everest World Company Ltd
18/8 Fico Place Building FL7
Sukhumvit 21 Rd
Klongtoey Nua, Wattana
Bangkok 10110
Tel: 662 204 2255

TURKEY

Konyali Saat Sanayi Pazarlama
Ve Ticaret A.S.
Ikettelli Mehmet Akif Mah.
Bahariye Cad.
Sulun Sokak No 57
Nalcaci Is Merkezi
34306 Ikettelli
Istanbul
Tel: +90 212 494 3232

UKRAINA

Saiko Trade Company
Deribasovskaya Str. 1, apt. 2
65026 Odessa
Tel: +380 482 34 92 90
Crimean Watch Co.
Chehova Street 15/6
95011 Simferopol
Tel 0652 511 067
UNITED ARAB EMIRATES
Ahmed Seddiq & Sons
P.O.Box 2123
Capricorn Tower, sheikh
Zayed Road
17th Floor
Dubai
Tel: +971 443 23 777

Al Masaood Jewellery
P.O. Box 4309
Abu-Dhabi
Tel: +971 2 633 78 00

USA

Anytime Watch Repair
4437 Brookfield
Corporate Drive
Suite 103
20151-1630
Chantilly, VA
Tel: 703 818 8007

Atelier & Associates
5444 Westheimer Road
Suite 1550
77056 Houston, TX
Tel: 713 965 9112

Bears Watch
Repair Center, Inc.
168 Hillside Road
02920 Cranston, RI
Tel: 401 944 5300

Glezer-Kraus
6677 N. Lincoln Ave.
Suite 222
60712 Lincolnwood, IL
Tel: 847 673 8050

Henry M. Fuhrer
Watch Center
1120 Sixth Ave.
92101 San Diego, CA
Tel: 619 235 6995

K & H Watch Service Inc.
7616 LBJ Freeway
Suite 725
75251 Dallas, TX
Tel: 972 991 7417

MGI
109 State Street
Moonachie, NJ 07074
Tel: 201 518 71 00

Precision Watch Repair
1015 Chestnut St.
Room 1010
19107 Philadelphia, PA
Tel: 215 440 0120

Robert Guenther
Service Center
210 Post St.
Suite 802
94108 San Francisco, CA
Tel: 415 433 2874

SwissTime Care Inc.
5200 Blue Lagoon, Suite 260
Coral Gables
33134 Florida
Tel: 305 441-2788

The Swiss Watch
Service Group, Inc.
2440 State Road 580
Suite 12
Clearwater, FL 33761
Tel: 727 785 4999

The Watchworks
603 Stewart Street
Suite 915
98101 Seattle, WA
Tel: 206 682 7467

Wes Kettlekamp Co.
4708 West 84th St.
55437 Bloomington, MN
Tel: 952 831 4406

VENEZUELA

T & K Company
Av. Ordaneta
Centro Financiero Latino
Prso 9, Oficina 4
Caracas, Venezuela
Tel: +582 212 564 4230

VIETNAM

Corina Watch
(Indochina) Pte Ltd
77-79 Dang Khoi Qi
Ho Chi Minh

New Watch
37 Hang Khay Str.,
Hoan Kiem Dist.
Hanoi
Tel: +84 934 48 65

Tan Tan Watch
55 Le Loi Street Dist. 1
Ho Chi Minh City
Tel: 84 8 822 7884